

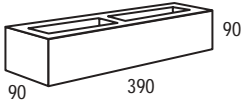


# MODULAR

## 100MM WIDE SMOOTH FACE BLOCKS

100MM HIGH

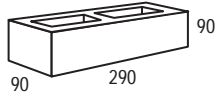
AVAILABLE IN SAWN TEXTURE



**114**

HOLLOW FULL

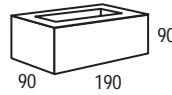
300 Per Pallet  
190 Per Tonne



**113**

HOLLOW THREE QUARTER

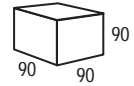
400 Per Pallet  
230 Per Tonne



**112**

HOLLOW HALF

600 Per Pallet  
370 Per Tonne

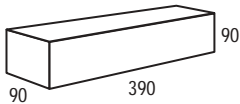


**1110**

SOLID QUARTER

1000 Per Pallet  
600 Per Tonne

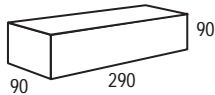
AVAILABLE IN SAWN TEXTURE



**1140**

SOLID FULL

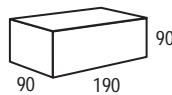
300 Per Pallet  
150 Per Tonne



**1130**

SOLID THREE QUARTER

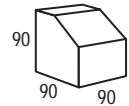
400 Per Pallet  
200 Per Tonne



**1120**

SOLID HALF

600 Per Pallet  
315 Per Tonne



**1110SC**

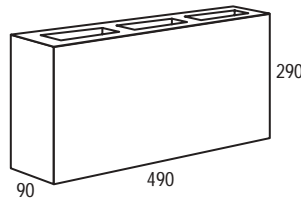
SPLAYED CILL

1000 Per Pallet  
600 Per Tonne

## 300MM WIDE SMOOTH FACE BLOCKS

100MM HIGH

AVAILABLE IN SAWN TEXTURE



**135**

HOLLOW FULL

96 Per Pallet  
53 Per Tonne

ALL BLOCKS ARE AVAILABLE IN LIMESTONE, NATURAL GREY AND COLOURS  
NUMBER PER PALLET & BLOCK WEIGHTS ARE GUIDES ONLY

MODULAR HELP LINE: 08 9527 3201

Modular Masonry (W.A.) Pty Ltd Concrete Masonry Block Manufacturers A.C.N. 39 008 734 165  
8 Hurrell Way Rockingham Western Australia 6168

Telephone 08 9527 3201 Facsimile 08 9527 7500 Email sales@modularmasonry.com.au

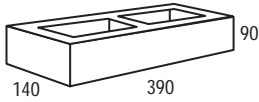


# MODULAR

150MM WIDE SMOOTH FACE BLOCKS

100MM HIGH

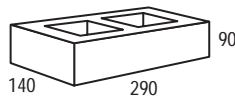
● AVAILABLE IN SAWN TEXTURE



**1.514** ●

HOLLOW FULL

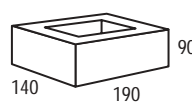
190 Per Pallet  
135 Per Tonne



**1.513**

HOLLOW THREE QUARTER

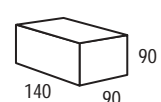
280 Per Pallet  
165 Per Tonne



**1.512**

HOLLOW HALF

380 Per Pallet  
220 Per Tonne

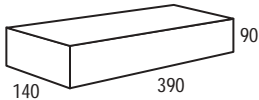


**1.5110**

SOLID QUARTER

760 Per Pallet  
300 Per Tonne

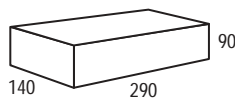
● AVAILABLE IN SAWN TEXTURE



**1.5140** ●

SOLID FULL

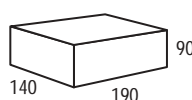
190 Per Pallet  
94 Per Tonne



**1.5130**

SOLID THREE QUARTER

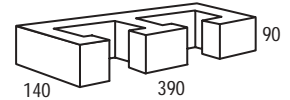
280 Per Pallet  
110 Per Tonne



**1.5120**

SOLID HALF

380 Per Pallet  
180 Per Tonne



**1.514CO**

CLEAN OUT BLOCK

190 Per Pallet  
140 Per Tonne

ALL BLOCKS ARE AVAILABLE IN LIMESTONE, NATURAL GREY AND COLOURS  
NUMBER PER PALLET & BLOCK WEIGHTS ARE GUIDES ONLY

MODULAR HELP LINE: 08 9527 3201

Modular Masonry (W.A.) Pty Ltd Concrete Masonry Block Manufacturers A.C.N. 39 008 734 165  
8 Hurrell Way Rockingham Western Australia 6168

Telephone 08 9527 3201 Facsimile 08 9527 7500 Email [sales@modularmasonry.com.au](mailto:sales@modularmasonry.com.au)

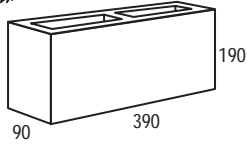


# MODULAR

## 100MM WIDE SMOOTH FACE BLOCKS

## 200MM HIGH

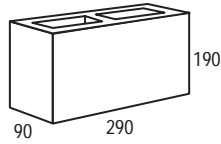
AVAILABLE IN SAWN TEXTURE



**124**

**HOLLOW FULL**

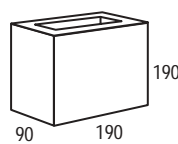
150 Per Pallet  
85 Per Tonne



**123**

**HOLLOW THREE QUARTER**

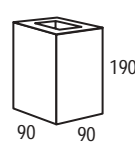
200 Per Pallet  
120 Per Tonne



**122**

**HOLLOW HALF**

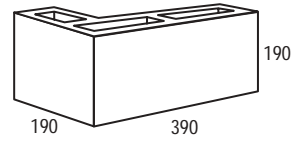
300 Per Pallet  
194 Per Tonne



**121**

**HOLLOW QUARTER**

600 Per Pallet  
450 Per Tonne

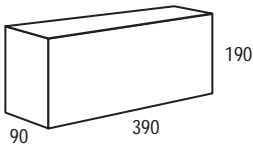


**124Q**

**HOLLOW RETURN CORNER QUOIN BLOCK**

120 Per Pallet  
75 Per Tonne

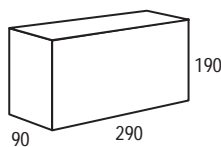
AVAILABLE IN SAWN TEXTURE



**1240**

**SOLID FULL**

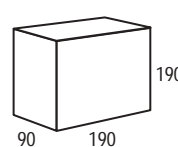
150 Per Pallet  
70 Per Tonne



**1230**

**SOLID THREE QUARTER**

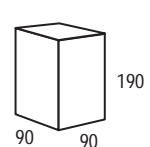
200 Per Pallet  
94 Per Tonne



**1220**

**SOLID HALF**

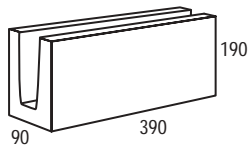
300 Per Pallet  
150 Per Tonne



**1210**

**SOLID QUARTER**

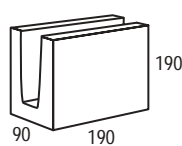
600 Per Pallet  
360 Per Tonne



**124L**

**FULL LINTEL**

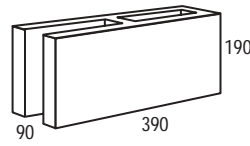
150 Per Pallet  
85 Per Tonne



**122L**

**HALF LINTEL**

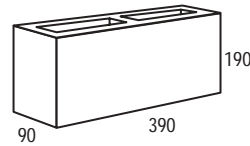
300 Per Pallet  
160 Per Tonne



**1240E**

**OPEN END CONDUIT / REINFORCEMENT BLOCK**

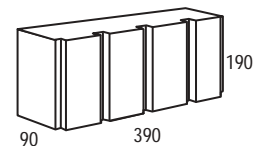
150 Per Pallet  
120 Per Tonne



**124LR**

**LUNAR BLOCK OPEN CORE**

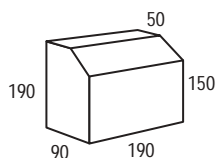
150 Per Pallet  
85 Per Tonne



**1240PR**

**SOLID FULL PLAIN RIB**

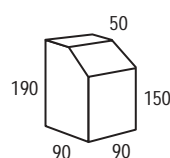
150 Per Pallet  
70 Per Tonne



**1220SC**

**SPLAYED CILL**

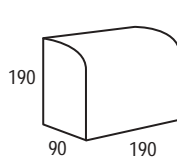
300 Per Pallet  
150 Per Tonne



**1210SC**

**SPLAYED CILL**

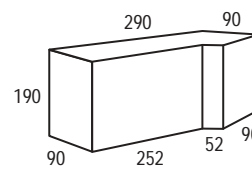
600 Per Pallet  
360 Per Tonne



**1220RC**

**SOLID ROUNDED CILL**

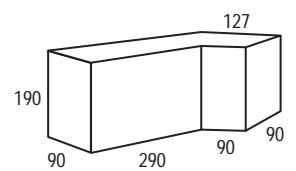
300 Per Pallet  
150 Per Tonne



**1230AE**

**135° EXTERNAL ANGLE**

120 Per Pallet  
70 Per Tonne



**1230AI**

**135° INTERNAL ANGLE**

120 Per Pallet  
70 Per Tonne

ALL BLOCKS ARE AVAILABLE IN LIMESTONE, NATURAL GREY AND COLOURS

NUMBER PER PALLET & BLOCK WEIGHTS ARE GUIDES ONLY

**MODULAR HELP LINE: 08 9527 3201**

Modular Masonry (W.A.) Pty Ltd Concrete Masonry Block Manufacturers A.C.N. 39 008 734 165  
8 Hurrell Way Rockingham Western Australia 6168

Telephone 08 9527 3201 Facsimile 08 9527 7500 Email [sales@modularmasonry.com.au](mailto:sales@modularmasonry.com.au)

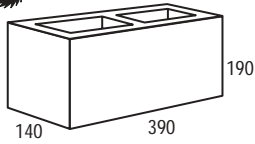


# MODULAR

## 150MM WIDE SMOOTH FACE BLOCKS

## 200MM HIGH

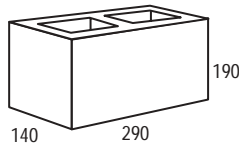
AVAILABLE IN SAWN TEXTURE



**1.524**

**HOLLOW FULL**

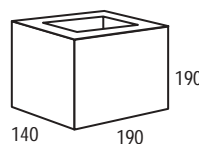
114 Per Pallet  
80 Per Tonne



**1.523**

**HOLLOW THREE QUARTER**

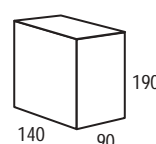
144 Per Pallet  
100 Per Tonne



**1.522**

**HOLLOW HALF**

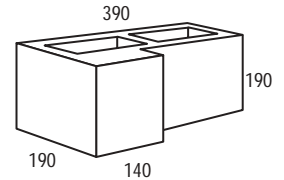
220 Per Pallet  
155 Per Tonne



**1.5210**

**HOLLOW QUARTER**

400 Per Pallet  
176 Per Tonne

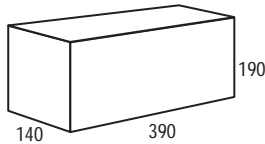


**1.524Q**

**HOLLOW RETURN CORNER**

**QUOIN BLOCK**  
85 Per Pallet  
59 Per Tonne

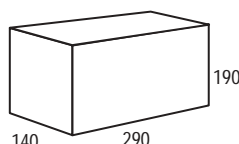
AVAILABLE IN SAWN TEXTURE



**1.5240**

**SOLID FULL**

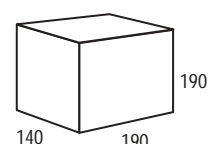
114 Per Pallet  
44 Per Tonne



**1.5230**

**SOLID THREE QUARTER**

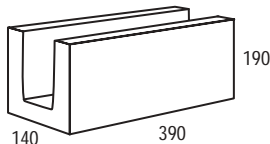
144 Per Pallet  
59 Per Tonne



**1.5220**

**SOLID HALF**

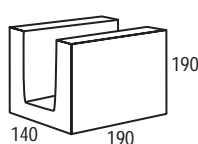
220 Per Pallet  
100 Per Tonne



**1.524L**

**FULL LINTEL**

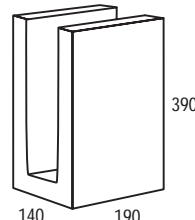
144 Per Pallet  
90 Per Tonne



**1.522L**

**HALF LINTEL**

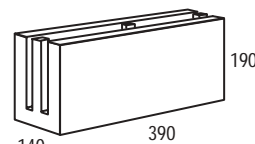
220 Per Pallet  
160 Per Tonne



**1.542L**

**2 COURSE LINTEL**

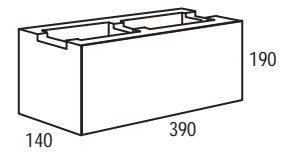
114 Per Pallet  
78 Per Tonne



**1.524BB**

**BOND BEAM**

114 Per Pallet  
80 Per Tonne

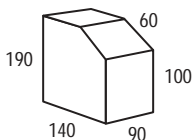


**1.524HR**

**HOLLOW HORIZONTAL  
REINFORCEMENT BLOCK**

114 Per Pallet  
80 Per Tonne

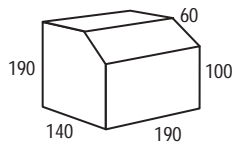
AVAILABLE IN SAWN TEXTURE



**1.5210SC**

**SPLAYED CILL**

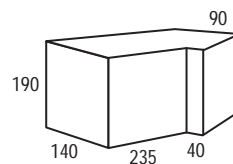
400 Per Pallet  
170 Per Tonne



**1.5220SC**

**SPLAYED CILL**

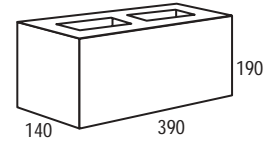
220 Per Pallet  
100 Per Tonne



**1.530AI**

**135° INTERNAL ANGLE**

120 Per Pallet  
55 Per Tonne



**1.524FR**

**2 HOUR FIRE RATED**

114 Per Pallet  
52 Per Tonne

ALL BLOCKS ARE AVAILABLE IN LIMESTONE, NATURAL GREY AND COLOURS

NUMBER PER PALLET & BLOCK WEIGHTS ARE GUIDES ONLY

**MODULAR HELP LINE: 08 9527 3201**

Modular Masonry (W.A.) Pty Ltd Concrete Masonry Block Manufacturers A.C.N. 39 008 734 165  
8 Hurrell Way Rockingham Western Australia 6168

Telephone 08 9527 3201 Facsimile 08 9527 7500 Email [sales@modularmasonry.com.au](mailto:sales@modularmasonry.com.au)

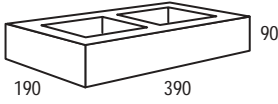


# MODULAR

## 200MM WIDE SMOOTH FACE BLOCKS

## 100MM HIGH

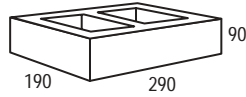
AVAILABLE IN SAWN TEXTURE



**214**

HOLLOW FULL

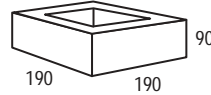
150 Per Pallet  
135 Per Tonne



**213**

HOLLOW THREE QUARTER

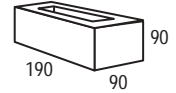
200 Per Pallet  
125 Per Tonne



**212**

HOLLOW HALF

300 Per Pallet  
200 Per Tonne

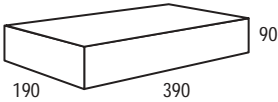


**211**

HOLLOW QUARTER

300 Per Pallet  
135 Per Tonne

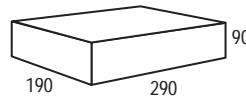
AVAILABLE IN SAWN TEXTURE



**2140**

SOLID FULL

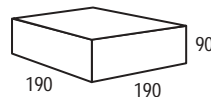
150 Per Pallet  
70 Per Tonne



**2130**

SOLID THREE QUARTER

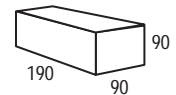
200 Per Pallet  
90 Per Tonne



**2120**

SOLID HALF

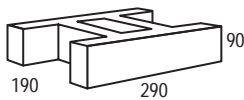
200 Per Pallet  
150 Per Tonne



**2110**

SOLID QUARTER

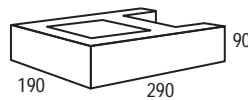
200 Per Pallet  
300 Per Tonne



**213H**

PIER BLOCK

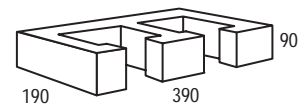
200 Per Pallet  
125 Per Tonne



**213HSE**

PIER BLOCK STOP END

200 Per Pallet  
125 Per Tonne



**214CO**

CLEAN OUT BLOCK

150 Per Pallet  
135 Per Tonne

ALL BLOCKS ARE AVAILABLE IN LIMESTONE, NATURAL GREY AND COLOURS  
NUMBER PER PALLET & BLOCK WEIGHTS ARE GUIDES ONLY

MODULAR HELP LINE: 08 9527 3201

Modular Masonry (W.A.) Pty Ltd Concrete Masonry Block Manufacturers A.C.N. 39 008 734 165  
8 Hurrell Way Rockingham Western Australia 6168

Telephone 08 9527 3201 Facsimile 08 9527 7500 Email sales@modularmasonry.com.au

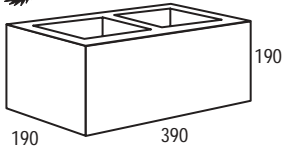


# MODULAR

## 200MM WIDE SMOOTH FACE BLOCKS

## 200MM HIGH

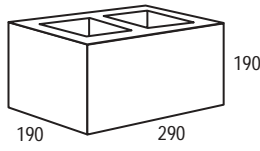
AVAILABLE IN SAWN TEXTURE



**224**

HOLLOW FULL

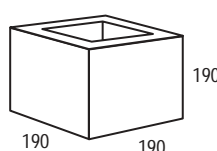
90 Per Pallet  
62 Per Tonne



**223**

HOLLOW THREE QUARTER

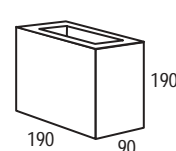
120 Per Pallet  
88 Per Tonne



**222**

HOLLOW HALF

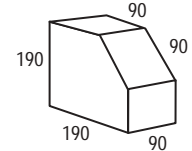
180 Per Pallet  
120 Per Tonne



**221**

HOLLOW QUARTER

300 Per Pallet  
194 Per Tonne

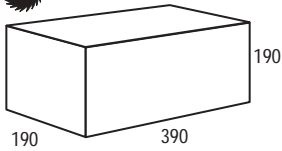


**2210SC**

SOLID SPLAYED CILL

300 Per Pallet  
165 Per Tonne

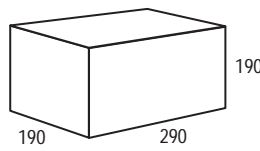
AVAILABLE IN SAWN TEXTURE



**2240**

SOLID FULL

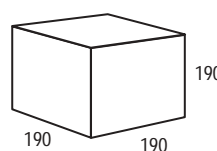
75 Per Pallet  
34 Per Tonne



**2230**

SOLID THREE QUARTER

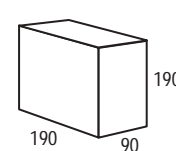
100 Per Pallet  
47 Per Tonne



**2220**

SOLID HALF

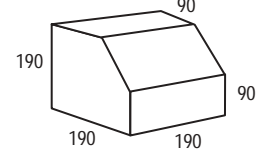
150 Per Pallet  
70 Per Tonne



**2210**

SOLID QUARTER

300 Per Pallet  
150 Per Tonne

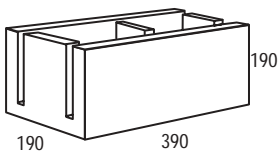


**2220SC**

SPLAYED CILL

150 Per Pallet  
80 Per Tonne

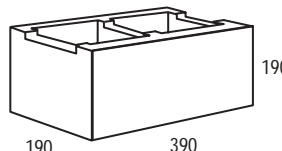
AVAILABLE IN SAWN TEXTURE



**224BB**

BOND BEAM

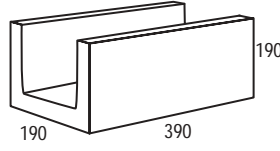
90 Per Pallet  
60 Per Tonne



**224HR**

HOLLOW HORIZONTAL  
REINFORCEMENT BLOCK

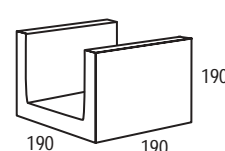
90 Per Pallet  
62 Per Tonne



**224L**

FULL LINTEL

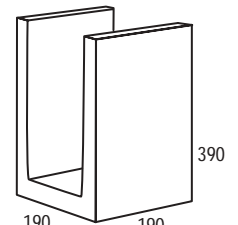
90 Per Pallet  
60 Per Tonne



**222L**

HALF LINTEL

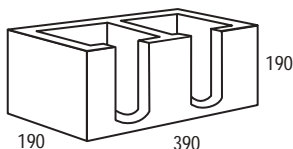
180 Per Pallet  
150 Per Tonne



**242L**

2 COURSE LINTEL

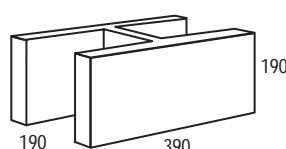
90 Per Pallet  
80 Per Tonne



**224AB**

ACOUSTIC BLOCK

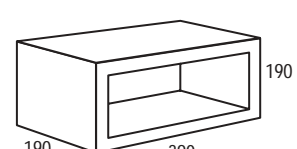
90 Per Pallet  
62 Per Tonne



**224H**

'H' BLOCK

90 Per Pallet  
58 Per Tonne



**224G**

PARALLEL GRILLE BLOCK

90 Per Pallet  
59 Per Tonne

ALL BLOCKS ARE AVAILABLE IN LIMESTONE, NATURAL GREY AND COLOURS

NUMBER PER PALLET & BLOCK WEIGHTS ARE GUIDES ONLY

MODULAR HELP LINE: 08 9527 3201

Modular Masonry (W.A.) Pty Ltd Concrete Masonry Block Manufacturers A.C.N. 39 008 734 165  
8 Hurrell Way Rockingham Western Australia 6168

Telephone 08 9527 3201 Facsimile 08 9527 7500 Email sales@modularmasonry.com.au

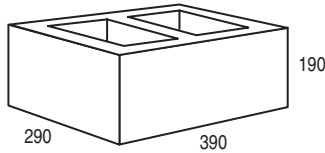


# MODULAR

300MM WIDE SMOOTH FACE BLOCKS

200MM HIGH

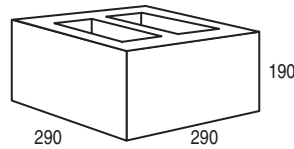
● AVAILABLE IN SAWN TEXTURE



**324** ●

HOLLOW FULL

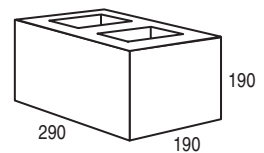
60 Per Pallet  
45 Per Tonne



**323** ●

HOLLOW THREE QUARTER

80 Per Pallet  
58 Per Tonne

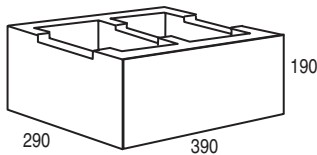


**322** ●

HOLLOW HALF

120 Per Pallet  
88 Per Tonne

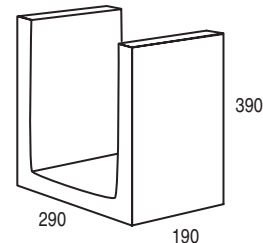
● AVAILABLE IN SAWN TEXTURE



**324HR** ●

HOLLOW HORIZONTAL  
REINFORCEMENT BLOCK

60 Per Pallet  
45 Per Tonne



**342L**

2 COURSE LINTEL

60 Per Pallet  
45 Per Tonne

ALL BLOCKS ARE AVAILABLE IN LIMESTONE, NATURAL GREY AND COLOURS  
NUMBER PER PALLET & BLOCK WEIGHTS ARE GUIDES ONLY

**MODULAR HELP LINE: 08 9527 3201**

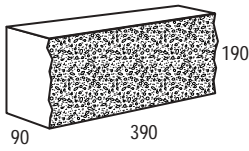
Modular Masonry (W.A.) Pty Ltd Concrete Masonry Block Manufacturers A.C.N. 39 008 734 165  
8 Hurrell Way Rockingham Western Australia 6168

Telephone 08 9527 3201 Facsimile 08 9527 7500 Email [sales@modularmasonry.com.au](mailto:sales@modularmasonry.com.au)



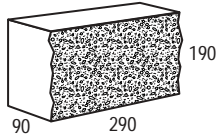
# MODULAR

## SPLIT FACE AND CUSTOM PROFILES



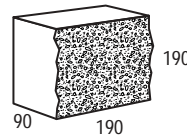
**1240SB**

SOLID FULL  
SPLIT FACE  
150 Per Pallet  
70 Per Tonne



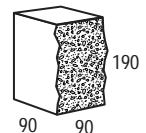
**1230SB**

SOILED THREE QUARTER  
SPLIT FACE  
200 Per Pallet  
94 Per Tonne



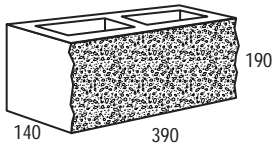
**1220SB**

SOLID HALF  
SPLIT FACE  
300 Per Pallet  
150 Per Tonne



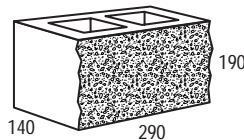
**1210SB**

SOLID QUARTER  
SPLIT FACE  
600 Per Pallet  
300 Per Tonne



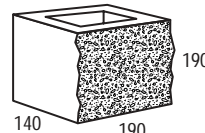
**1.524SB**

HOLLOW FULL  
SPLIT FACE  
114 Per Pallet  
80 Per Tonne



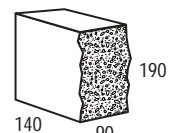
**1.523SB**

HOLLOW THREE QUARTER  
SPLIT FACE  
144 Per Pallet  
100 Per Tonne



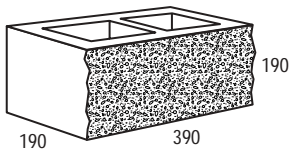
**1.522SB**

HOLLOW HALF  
SPLIT FACE  
250 Per Pallet  
155 Per Tonne



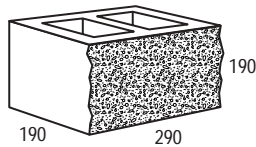
**1.5210SB**

SOLID QUARTER  
SPLIT FACE  
440 Per Pallet  
170 Per Tonne



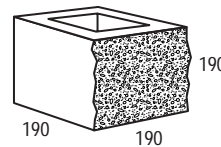
**224SB**

HOLLOW FULL  
SPLIT FACE  
90 Per Pallet  
62 Per Tonne



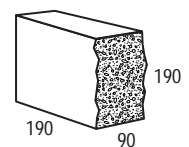
**223SB**

HOLLOW THREE QUARTER  
SPLIT FACE  
120 Per Pallet  
88 Per Tonne



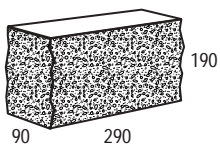
**222SB**

HOLLOW HALF  
SPLIT FACE  
180 Per Pallet  
120 Per Tonne



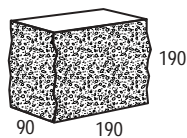
**2210SB**

SOLID QUARTER  
SPLIT FACE  
300 Per Pallet  
150 Per Tonne



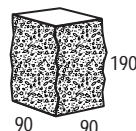
**1230SB1F1E**

SOLID THREE QUARTER  
SPLIT 1 FACE 1 END  
200 Per Pallet  
94 Per Tonne



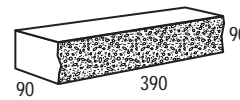
**1220SB1F1E**

SOLID HALF  
SPLIT 1 FACE 1 END  
300 Per Pallet  
150 Per Tonne



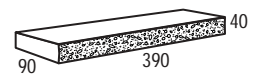
**1210SB1F1E**

SOLID QUARTER  
SPLIT 1 FACE 1 END  
600 Per Pallet  
300 Per Tonne



**1140SB**

SOLID FULL  
SPLIT FACE  
300 Per Pallet  
150 Per Tonne



**1.0540SB**

SOLID FULL  
SPLIT FACE  
300 Per Pallet  
300 Per Tonne

ALL BLOCKS ARE AVAILABLE IN LIMESTONE, NATURAL GREY AND COLOURS  
NUMBER PER PALLET & BLOCK WEIGHTS ARE GUIDES ONLY

MODULAR HELP LINE: 08 9527 3201

Modular Masonry (W.A.) Pty Ltd Concrete Masonry Block Manufacturers A.C.N. 39 008 734 165  
8 Hurrell Way Rockingham Western Australia 6168

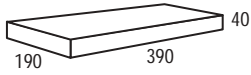
Telephone 08 9527 3201 Facsimile 08 9527 7500 Email sales@modularmasonry.com.au



# MODULAR

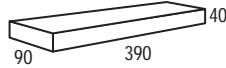
## PAVING

AVAILABLE IN SAWN TEXTURE



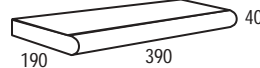
**P2**

PATIO SLAB PAVER  
Cover: 12.5 Per Meter<sup>2</sup>



**P1**

HALF PATIO SLAB PAVER



**P2R**

PATIO SLAB ROUND

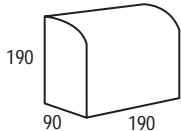


**CB60**

'COBBLESTONE' PAVER  
Cover: 25 Per Meter<sup>2</sup>

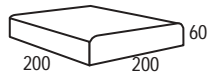
## CAPPING

AVAILABLE IN SAWN TEXTURE



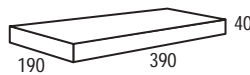
**1220RC**

SOLID ROUNDED CILL



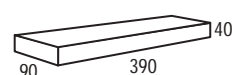
**CB60**

'COBBLESTONE' PAVER  
Cover: 25 Per Meter<sup>2</sup>  
Trafficable



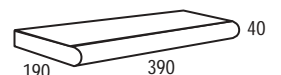
**P2**

PATIO SLAB PAVER  
Cover: 12.5 Per Meter<sup>2</sup>



**P1**

PATIO SLAB PAVER



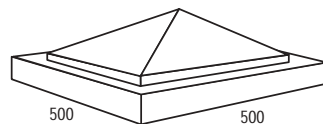
**P2R**

PATIO SLAB ROUND

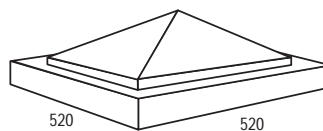
## PIER CAPS



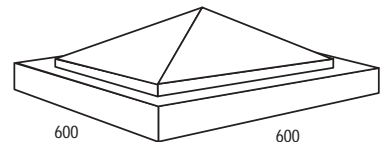
**COLUMN CAPPING**



**COLUMN CAPPING**



**COLUMN CAPPING**



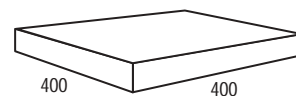
**COLUMN CAPPING**

## FLAGSTONE CAPS



**P5**

'FLAGSTONE' LIMESTONE ONLY  
Cover: 4 Per Meter<sup>2</sup>



**P4**

'FLAGSTONE' LIMESTONE ONLY  
Cover: 6.25 Per Meter<sup>2</sup>

ALL BLOCKS ARE AVAILABLE IN LIMESTONE, NATURAL GREY AND COLOURS

NUMBER PER PALLET & BLOCK WEIGHTS ARE GUIDES ONLY

MODULAR HELP LINE: 08 9527 3201

Modular Masonry (W.A.) Pty Ltd Concrete Masonry Block Manufacturers A.C.N. 39 008 734 165  
8 Hurrell Way Rockingham Western Australia 6168

Telephone 08 9527 3201 Facsimile 08 9527 7500 Email sales@modularmasonry.com.au